

Energy performance certificate (EPC)

Linwood
Stamford Hill
Lowca
WHITEHAVEN
CA28 6PU

Energy rating

C

Valid until: 15 February 2034

Certificate number: 0925-0200-5504-9581-0710

Property type Detached bungalow

Total floor area 200 square metres

Rules on letting this property

Properties can be let if they have an energy rating from A to E.

You can read [guidance for landlords on the regulations and exemptions \(https://www.gov.uk/guidance/domestic-private-rented-property-minimum-energy-efficiency-standard-landlord-guidance\)](https://www.gov.uk/guidance/domestic-private-rented-property-minimum-energy-efficiency-standard-landlord-guidance).

Energy rating and score

This property's energy rating is C. It has the potential to be A.

[See how to improve this property's energy efficiency.](#)

Score	Energy rating	Current	Potential
92+	A		94 A
81-91	B		
69-80	C	73 C	
55-68	D		
39-54	E		
21-38	F		
1-20	G		

The graph shows this property's current and potential energy rating.

Properties get a rating from A (best) to G (worst) and a score. The better the rating and score, the lower your energy bills are likely to be.

For properties in England and Wales:

- the average energy rating is D
- the average energy score is 60

Breakdown of property's energy performance

Features in this property

Features get a rating from very good to very poor, based on how energy efficient they are. Ratings are not based on how well features work or their condition.

Assumed ratings are based on the property's age and type. They are used for features the assessor could not inspect.

Feature	Description	Rating
Wall	Cavity wall, as built, partial insulation (assumed)	Average
Wall	Cavity wall, as built, insulated (assumed)	Very good
Roof	Pitched, 300 mm loft insulation	Very good
Roof	Pitched, insulated (assumed)	Good
Window	Fully double glazed	Good
Main heating	Boiler and radiators, mains gas	Good
Main heating control	Programmer, room thermostat and TRVs	Good
Hot water	From main system	Good
Lighting	Low energy lighting in all fixed outlets	Very good
Floor	Suspended, no insulation (assumed)	N/A
Floor	Solid, insulated (assumed)	N/A
Secondary heating	None	N/A

Primary energy use

The primary energy use for this property per year is 165 kilowatt hours per square metre (kWh/m²).

▶ [About primary energy use](#)

Additional information

Additional information about this property:

- Cavity fill is recommended

How this affects your energy bills

An average household would need to spend **£2,954 per year on heating, hot water and lighting** in this property. These costs usually make up the majority of your energy bills.

You could **save £408 per year** if you complete the suggested steps for improving this property's energy rating.

This is **based on average costs in 2024** when this EPC was created. People living at the property may use different amounts of energy for heating, hot water and lighting.

Heating this property

Estimated energy needed in this property is:

- 20,178 kWh per year for heating
- 2,347 kWh per year for hot water

Impact on the environment

This property's environmental impact rating is D. It has the potential to be B.

Properties get a rating from A (best) to G (worst) on how much carbon dioxide (CO₂) they produce each year.

Carbon emissions

An average household produces	6 tonnes of CO2
This property produces	5.8 tonnes of CO2
This property's potential production	2.1 tonnes of CO2


You could improve this property's CO2 emissions by making the suggested changes. This will help to protect the environment.

These ratings are based on assumptions about average occupancy and energy use. People living at the property may use different amounts of energy.


Changes you could make

▶ [Do I need to follow these steps in order?](#)

Step 1: Cavity wall insulation

Typical installation cost	£500 - £1,500
Typical yearly saving	£204
Potential rating after completing step 1	 75 C


Step 2: Floor insulation (suspended floor)

Typical installation cost	£800 - £1,200
Typical yearly saving	£203
Potential rating after completing steps 1 and 2	 77 C

Step 3: Solar photovoltaic panels, 2.5 kWp

Typical installation cost	£3,500 - £5,500
Typical yearly saving	£682
Potential rating after completing steps 1 to 3	 82 B

Step 4: Wind turbine

Typical installation cost	£15,000 - £25,000
Typical yearly saving	£1,313
Potential rating after completing steps 1 to 4	 94 A

Help paying for energy improvements

You might be able to get a grant from the [Boiler Upgrade Scheme \(https://www.gov.uk/apply-boiler-upgrade-scheme\)](https://www.gov.uk/apply-boiler-upgrade-scheme). This will help you buy a more efficient, low carbon heating system for this property.

More ways to save energy

[Find ways to save energy in your home](#)

Who to contact about this certificate

Contacting the assessor

If you're unhappy about your property's energy assessment or certificate, you can complain to the assessor who created it.

Assessor's name	Stephen Sim
Telephone	02033978220
Email	hello@propcert.co.uk

Contacting the accreditation scheme

If you're still unhappy after contacting the assessor, you should contact the assessor's accreditation scheme.

Accreditation scheme	Quidos Limited
Assessor's ID	QUID206216
Telephone	01225 667 570
Email	info@quidos.co.uk

About this assessment

Assessor's declaration	No related party
Date of assessment	15 February 2024
Date of certificate	16 February 2024
Type of assessment	▶ RdSAP

Other certificates for this property

If you are aware of previous certificates for this property and they are not listed here, please contact us at dluhc.digital-services@levellingup.gov.uk or call our helpdesk on 020 3829 0748 (Monday to Friday, 9am to 5pm).

Certificate number	2508-4909-6279-5118-1044 (/energy-certificate/2508-4909-6279-5118-1044)
Expired on	26 November 2018

[Help \(/help\)](#) [Accessibility \(/accessibility-statement\)](#) [Cookies \(/cookies\)](#)

[Give feedback \(https://forms.office.com/e/hUnC3Xq1T4\)](https://forms.office.com/e/hUnC3Xq1T4) [Service performance \(/service-performance\)](#)

OGI

All content is available under the [Open Government Licence v3.0 \(https://www.nationalarchives.gov.uk/doc/open-government-licence/version/3/\)](https://www.nationalarchives.gov.uk/doc/open-government-licence/version/3/), except where otherwise stated

